

# 3ER SEMESTRE DISEÑO GRÁFICO

## 3ER SEMESTRE DISEÑO

### COMPUTACIÓN EN DISEÑO (INDESIGN CS5)

#### DIA 1

Presentación.

Tema. Proyectándome (Cómo me veo en 10 años). Recopilación de materiales y temática sobre Testing Program.

Conectarse en la hora de clase con ID 675-510-6581 por zoom y detallaremos los ejercicios.

#### DIA 2

Tema: Qué son vectores y qué son mapa de bit, ¿Para qué sirve cada uno? Principales programas que generan este tipo productos. (Toma de apunte y valoraciones).

Conectarse en la hora de clase con ID 675-510-6581 por zoom y detallaremos los ejercicios.

#### DIA 3

Tema: Tipos de logotipos, isotipos, isologos. (Toma de apunte y valoraciones) **Tarea:** Desarrollar presentación en PowerPoint en relación a este tema.

Conectarse en la hora de clase con ID 675-510-6581 por zoom y detallaremos los ejercicios.

#### DIA 4

Tema: Desarrollo y elaboración de gráfico de identidad propio e hoja blanca.

Conectarse en la hora de clase con ID 675-510-6581 por zoom y detallaremos los ejercicios.

#### DIA 5

Tema: Desarrollo de temática para páginas web (Toma de apunte y valoraciones).

Conectarse en la hora de clase con ID 675-510-6581 por zoom y detallaremos los ejercicios.

#### DIA 6

Tema: Teoría del color (Toma de apunte y valoraciones). Revisión de tarea de logotipos.

Conectarse en la hora de clase con ID 675-510-6581 por zoom y detallaremos los ejercicios.

#### DIA 7

Tema: Interfaz de corel draw, principales comandos y usos (Toma de apunte y valoraciones).

Conectarse en la hora de clase con ID 675-510-6581 por zoom y detallaremos los ejercicios.

#### DIA 8

Tema: Lo describo, lo dibujas (ejercicios prácticos en hojas blancas). **Tarea** Enviar por correo.

Conectarse en la hora de clase con ID 675-510-6581 por zoom y detallaremos los ejercicios.

#### DIA 9

Tema: Interfaz de indesign. El entorno de trabajo (Toma de apunte y valoraciones) Práctica 1 en powerpoint nombrar las partes.

Conectarse en la hora de clase con ID 675-510-6581 por zoom y detallaremos los ejercicios.

#### DIA 10

Tema: Práctica 2 Configuración de cuadrícula y líneas guía. En powerpoint nombrar las partes. Revisión de tarea, lo describo.

Conectarse en la hora de clase con ID 675-510-6581 por zoom y detallaremos los ejercicios.

#### DIA 11

Tema: Práctica 3 Caja de herramientas y su configuración. En powerpoint nombrar las partes (Toma de apunte y valoraciones). **Tarea** investigar sobre el precio de 1000 dípticos tamaño carta extendido en selección de color.

Conectarse en la hora de clase con ID 675-510-6581 por zoom y detallaremos los ejercicios.

#### DIA 12

Tema: Formatos de presentación impresa y digital (Toma de apunte y valoraciones).

Conectarse en la hora de clase con ID 675-510-6581 por zoom y detallaremos los ejercicios.

#### DIA 13

Tema: Historia de Indesign (Toma de apunte y valoraciones). Aceleración de empresas 1

Conectarse en la hora de clase con ID 675-510-6581 por zoom y detallaremos los ejercicios.

#### DIA 14

Tema: Práctica 4 Desarrollo de díptico con tema 16 de sept en hoja blanca.

Conectarse en la hora de clase con ID 675-510-6581 por zoom y detallaremos los ejercicios.

#### DIA 15

Tema: Práctica 5 Configuración de espacio de trabajo y trabajo con zoom. En powerpoint nombrar las partes (Toma de apunte y valoraciones) Revisión de tarea precio de díptico.

Conectarse en la hora de clase con ID 675-510-6581 por zoom y detallaremos los ejercicios.

#### DIA 16

Tema: Práctica 6 Configurar y gestionar nuevos documentos. En powerpoint nombrar las partes (Toma de apunte y valoraciones) **Tarea** Contestar sopa de letras y mandar imagen.

Conectarse en la hora de clase con ID 675-510-6581 por zoom y detallaremos los ejercicios.

#### DIA 17

Tema: Practica 7 personalizar columnas y márgenes y personalizar presets.

Conectarse en la hora de clase con ID 675-510-6581 por zoom y detallaremos los ejercicios.

#### DIA 18

Tema: Práctica 8 Navegación y cambios de páginas. En powerpoint nombrar las partes (Toma de apunte y valoraciones) revisión de tarea de sopa de letras.

Conectarse en la hora de clase con ID 675-510-6581 por zoom y detallaremos los ejercicios.

#### DIA 19

Tema: Atajos o shortcut (Toma de apunte y valoraciones).

Conectarse en la hora de clase con ID 675-510-6581 por zoom y detallaremos los ejercicios.

#### DIA 20

Tema: Práctica 9 Trabajo con texto, uso de lorem ipsum **Tarea**, que significa e historia de lorem ipsum

Conectarse en la hora de clase con ID 675-510-6581 por zoom y detallaremos los ejercicios.

Día 1

- 1.- Realizar portada del valor del mes
- 2.- Tarea: investigar el origen del derecho

Día 2

- 1.- Realizar una reflexión sobre la importancia del derecho en nuestras vidas

Día 3

- 1.- Elaborar un cuadro comparativo de los tipos de normas que existen con ejemplos.

Día 4

- 1.- Realizar cuadro comparativo de las características de las normas.
- 2.- Tarea: investigar que es el derecho ambiental, aduanero y corporativo

Día 5

- 1.- Realizar un cuadro comparativo de los diferentes tipos de derecho
- 2.- Tarea: investigar que es la axiología jurídica

Día 6

- 1.- Realizar 3 ejemplos de cada uno de los valores, de la axiología jurídica.

Día 7

- 1.- Realizar un cuadro cognitivo de nubes de las fuentes del derecho
- 2.- Investigar ¿qué es y cómo se compone la pirámide de Kelsen?

Día 8

- 1.- Realizar un cuestionario de 10 preguntas

Día 9

- 1.- Realiza una pirámide de jerarquía de las fuentes formales de derecho.

Día 10

- 1.- Realizar una línea de tiempo de las constituciones en México
- 2.- Tarea: investigar que es una constitución y sus tipos

Día 11

- 1.- Realizar un cuadro comparativo de los primeros 29 artículos de la constitución.

Día 12

- 1.- Resolver el vertigrama

Día 13

- 1.- Realizar un cuadro comparativo de las garantías individuales
- 2.- Investigar ¿Qué es un juicio de amparo?

Día 14

- 1.- Realizar un mapa conceptual del juicio de amparo

Día 15

- 1.- Resolver un horizograma

## Programación economía

Se enviará al correo de los alumnos el material necesario para completar sus trabajos en el caso de que no puedan conectarse.

### Clase N° 1

Se anotarán en el cuaderno una lluvia de ideas relacionadas a los diferentes conceptos de contabilidad.

### Clase N° 2

Se explicará y preguntara a los alumnos “¿Sabes por qué es importante estudiar la ciencia economía?”

### Clase N° 3

Actividad N° 1. Cuánto sabes de economía. El alumno anotará en sus cuadernos una serie de preguntas que deberá contestar basándose en sus conocimientos y experiencias.

### Clase N° 4

Adam Smith y la importancia de la economía. El alumno comprenderá y anotará en su cuaderno los puntos importantes que le dará el maestro.

### Clase N° 5

Carlos Marx y su definición de economía. El alumno comprenderá y anotará en su cuaderno los puntos importantes que le dará el maestro.

### Clase N° 6

El alumno anotara un cuadro comparativo desde el punto de vista neoclásico, socialista y desde el punto de vista de Robbins.

### Clase N°7

Se explicará el punto “NECESIDADES ECONOMICAS”. El alumno deberá tomar apuntes de la clase dictada por el maestro.

#### Clase N°8

Se explicará el punto “LA ´PIRAMIDE DE LAS NECESIDADES DE ABRAHAM MASLOW”. El alumno deberá tomar apuntes de la clase dictada por el maestro.

#### Clase N°9

Se explicará el punto “PRODUCCION DE BIENES Y SERVICIOS”. El alumno deberá tomar apuntes de la clase dictada por el maestro.

#### Clase N°10

Se explicará el punto “LA UTILIDAD Y EL PRINCIPIO DE ESCASEZ”. El alumno deberá tomar apuntes de la clase dictada por el maestro.

#### Clase N°11

El alumno deberá realizar una tabla dada por el maestro nombrada “METODOS PARA DESAFIAR LA ESCASEZ” y anotar la relación de la economía con otras ciencias sociales.

#### Clase N°12

El alumno deberá contestar un cuestionario dado por el maestro.

---

Semana del 24 al 28 de Agosto

Día 1

Reglas básicas de despejes

1)  $3x + 8 = 2x - 1$

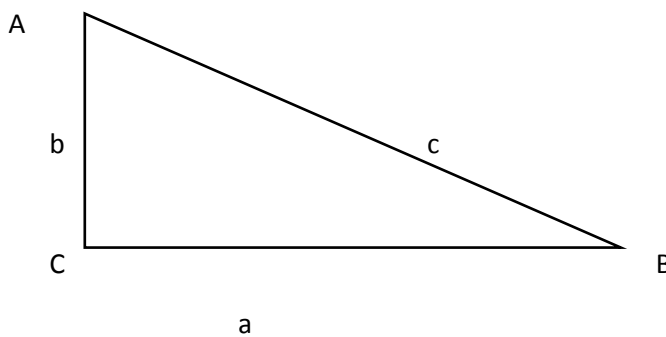
2)  $8 - 5a = 4a + 3$

3)  $7x^2 + 5 = 12$

4)  $\frac{4}{3} \ln 6x^2 = 10$

Día 2

Principios de trigonometría



1)  $A = 62^\circ, a = 130\text{cm}$

2)  $c = 450\text{cm}, b = 320\text{cm}$

3)  $c = 65\text{cm}, B = 36^\circ$

Día 3

Repaso de los temas anteriores

ACTIVIDADES DEL CURSO DE FÍSICA I

TERCER SEMESTRE GENERAL

Semana 31 de Agosto al 4 de Septiembre de 2020



Día 1

Campo de interés de la Física. Relación con otras ciencias

Día 2

Método científico

Día 3

La Física en el tiempo

Semana del 7 al 11 de Septiembre de 2020

Día 1

Conversión de unidades. Sistema Internacional

1 )  $453\text{cm} \rightarrow m$

2 )  $75\text{ml} \rightarrow l$

3 )  $2.84\text{kg} \rightarrow g$

4 )  $720\text{g} \rightarrow \text{ton}$

5 )  $6800\text{nm} \rightarrow \text{km}$

6 )  $65.3\text{ms} \rightarrow \text{Ms}$

Día 2

Conversión de unidades. Sistema inglés

1 )  $453\text{cm} \rightarrow \text{in}$

2 )  $75\text{ml} \rightarrow \text{gal}$

3 )  $2.84\text{kg} \rightarrow \text{lb}$

4 )  $720\text{g} \rightarrow \text{oz}$

5 )  $6800\text{m} \rightarrow \text{mi}$

6 )  $65.3\text{m} \rightarrow \text{yd}$

Día 3

Regla de la cadena I

1 )  $453\text{cm}^2 \rightarrow \text{in}^2$

2 )  $53.1\text{cm}^3 \rightarrow \text{oz}$

3 )  $2.84\text{kg} / \text{m} \rightarrow \text{lb} / \text{ft}$

Semana del 14 al 18 de Septiembre de 2020

Día 1

Regla de la cadena II

$$1) 453 \text{ kg/cm}^2 \rightarrow \text{lb/in}^2$$

$$2) 53.1 \text{ kg/cm}^3 \rightarrow \text{lb/in}^3$$

$$3) 2.84 \text{ km/h} \rightarrow \text{mi/h}$$

Día 2

Vectores: concepto

Día 3

Suma de vectores. Método del paralelogramo

Semana del 21 al 25 de Septiembre de 2020

Día 1

Suma de vectores. Método analítico

$$1) (7,40^\circ) + (6,133^\circ)$$

$$2) (4,160^\circ) + (3,271^\circ)$$

$$3) (12,310^\circ) + (15,55^\circ)$$

Día 2

Fuerzas. Concepto. Leyes de Newton

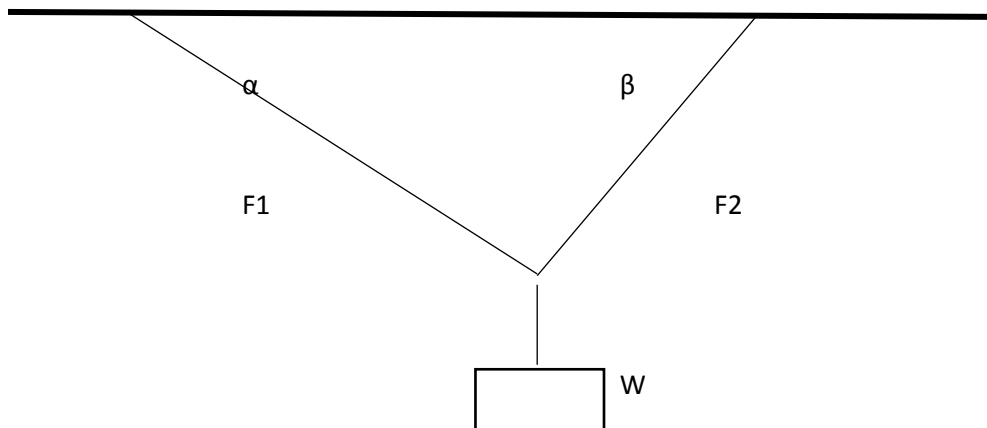
Día 3

Sistemas de fuerzas. Condiciones de equilibrio

Semana del 28 de Septiembre al 2 de Octubre de 2020

Día 1

Sistemas de fuerzas. Diagramas de cuerpo libre y aplicación



$$m = 1700\text{kg} \quad \alpha = 38^\circ \quad \beta = 72^\circ$$

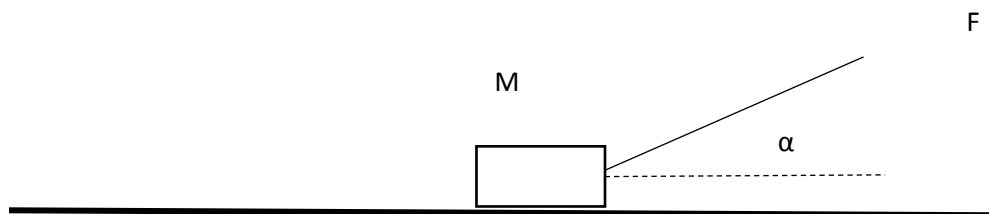
Día 2

Sistemas de fuerzas II

$$m = 600\text{kg} \quad \alpha = 27^\circ \quad \beta = 64^\circ$$

Día 2

Sistemas de fuerzas con fricción



$$m = 1100\text{kg} \quad \alpha = 35^\circ \quad \mu = 0.66$$

---

**1. Troisième semestre**

Jour 1 : Message de bienvenu et présentation

Jour 2 : Révision générale : Travail en binôme : réalisez les activités de la page 3.

Jour 3 : Révision des verbes être et avoir au présent.

Jour 4 : Révision générale : la description physique : réalisez les activités de la page 4 et 5.

Jour 5 : Décrire son logement : Réalisez les activités des pages 6-7.

Jour 6 : Production orale et écrite : Réalisez l'activité de la page 8.

Jour 7 : Introduction à la compréhension des écrits :

Jour 8 : Lisez le chapitre 1 du livre de lecture (Aventure à fort Boyard).

---

**ENGLISH ACTIVITIES FOR BEGINNERS**

Day 1

Diagnostic week

Pronouns

Manual pages 6 and 7.

Day 2

Diagnostic week

Simple present. Affirmative, Negative and Interrogative form.

Manual pages 27, 28 and 29.

Day 3

Diagnostic week

Reading comprehension exercise.

Day 4

Alphabet and numbers from 1 to 1000.

Manual pages 1,2 and 3.

Day 5

Cardinal and ordinal numbers.

Dictation of numbers.

Day 6

Punctuation

Manual pages 13, 14 and 15.

Exercise. Use the correct punctuation rules in sentences and paragraphs.

Day 7

Nouns

Manual pages 16, 17, 18 19 and 20.

Day 8

Everyday healthy living and Nutrition.

Manual pages 133, 134 and 135.

Day 9

Physical activity and Mental health and relationships.

Manual pages 21 and 22.

Day 10

Definite articles The, a / an.

Manual pages 21 and 22.

Day 11

Adjectives

Manual pages 22, 23 and 24.

Description exercise.

Day 12

Much / Many

Manual pages 25 and 26.

How much and how many exercise.

Day 13

Simple present review

Dictation of sentences and exercise.

Day 14

Simple past

Manual pages 30 and 31.

Simple past writing exercise.

Day 15

Verbs practice

Regular and irregular list of verbs.

Day 16

Verb "to be" review

Manual pages 31 and 32.

Dictation of sentences.

Day 17

Reading comprehension exercise.

---

TEACHER: MTRO. JESUS A. GRAJALES PEREZ

Level 7

CLASSROOM: vmnl4dp

### IMPORTANT ASPECTS.

- ❖ All the activities need to be written in the notebook on the correct section
- ❖ All the activities are going to be at CLASSROOM since the beginning of the week.
- ❖ All the pages must have name and date

### WEEK 1

#### Day 1

Class Work: Presenting Ourselves and Code of Conduct

Homework:

- ☺ Divide notebook and make frontpages
- ☺ Print and solve Paper 1 (The paper is in *Classroom*)

#### Day 2

Class Work: Review Level 5 (Part A)

Homework:

- ☺ For each question, write the correct answer. Use **only** one word in each gap.

#### **Our Holiday in Spain**

Our trip to Spain was wonderful! First, we flew to Valencia, one of the **(1)** ..... beautiful cities in Spain. It's a nice and elegant port city. We stayed at Hampton by Hilton there for three nights. We went sightseeing and just relaxed at the swimming pool.

From Valencia, we flew to Ibiza, arriving **(2)** ..... Saturday morning. We went to Las Salinas, **(3)** ..... is one of the most popular beaches in Ibiza. The next day, we had a go **(4)** ..... water skiing or parasailing. One night, we took a bus tour to a traditional Ibizan village and stayed for dinner and a Flamenco show. We heard Spanish songs for voice and guitar, and we saw traditional dances - it **(5)** ..... a very special evening.

From Sant Jordi, we drove to San Rafael. We stayed there for two nights. The very next day, we drove back to Ibiza and flew back to Valencia. We plan to come back to Spain soon, **(6)** ..... for now, we're on our way to Portugal!



### Day 3

Class Work: Review Level 5 (Part B)

Homework:

- ☺ Listen carefully and write the answers  
<https://www.youtube.com/watch?v=XVxlyMib6Nk&t=12s>
- ☺ Homework: Make a composition about “My Expectations of this course” 45-60 words (Writing Section) (Upload in *Classroom*)

## **WEEK 2**

### Day 4

Class Work: Review Simple Present and Present Continuous

Homework

- ☺ Manual p. 6-9

### Day 5

Class Work: Checking Homework and Activities of Review

Homework:

- ☺ Manual p. 10
- ☺ Manual p. 150-151

### Day 6

Class Work: Manual p. 11 and Notebook activities

Homework:

- ☺ *Classroom* Activity
- ☺ Manual p. 152

## **WEEK 3**

### Day 7

Class Work: Simple Past and Past Progressive

Homework:

- ☺ Manual p. 12-14.

### Day 8

Class Work: Simple Past and Past Progressive

Homework:

- ☺ Listen and write the answers in your notebook  
[https://www.youtube.com/watch?v=b\\_fn9Jpp7ts&t=9s](https://www.youtube.com/watch?v=b_fn9Jpp7ts&t=9s)

Day 9

Class Work: Reading The Fruitcake Special Part A

Homework:

- ☺ Finish questionnaire 1
- ☺ [Write a paragraph in your notebook about the Best Moment in your Life](#)

#### **WEEK 4**

Day 10

Class Work: Reading Activity Independence Day

Homework:

- ☺ Start preparing the monthly Project

Day 11

Without Class (Independence Day)

Day 12

Class Work: Skills Activities

Homework:

- ☺ Listen and write the answers in your notebook  
<https://www.youtube.com/watch?v=Qa5-dRfe6wg>
- ☺ Read the text below and choose the correct word (A, B, C or D) for each space.

#### Stop the Invaders

Even if you take good (1) ... of your body, you can still get sick sometimes. Germs can invade even a healthy body! Getting sick can make you feel miserable, but there are some things that you can do to help yourself get better quickly and be more comfortable. The first thing to do when you are not feeling well is to (2) ... your parents know.

Sometimes it is hard to tell whether you have a cold, the flu, or something more serious. So your parents may take you to the doctor. Your doctor can (3) ... tests that will let you know what is making you sick. You may be sick because of bacteria. Strep throat is an (4) ... of an illness caused by bacteria. If bacteria has made you sick, your doctor (5) ... give you antibiotics. Antibiotics are medicines that are designed to help your body get rid (6) ... the bacteria that is making you sick.

- |             |                   |              |            |
|-------------|-------------------|--------------|------------|
| 1. A) care  | B) responsibility | C) attention | D) trouble |
| 2. A) admit | B) permit         | C) let       | D) allow   |
| 3. A) do    | B) put            | C) carry     | D) follow  |
| 4. A) case  | B) model          | C) symbol    | D) example |
| 5. A) have  | B) will           | C) is        | D) had     |
| 6. A) for   | B) from           | C) of        | D) in      |

## WEEK 5

### Day 13

Class Work: Review

Homework

- ☺ Study for quiz

### Day 14

Class Work: Grammar quiz and Skills Practice

Homework

- ☺ Listen to the next recording and answer in your notebook

<https://www.youtube.com/watch?v=iYIXGSWS7uA&t=5s>

### Day 15

Class Work: Manual p. 17

Homework

- ☺ Manual p. 153-154 Read and make a creative squeme in the Speaking Section
- ☺ Upload the monthly proyect

## **WEEK 6**

### Day 16

Class Work: Skills Practice

Homework

☺ Classroom Activity

### Day 17

Class Work: Phrasal Verbs

Homework

☺ Manual p. 155

### Day 18

Class Work: Present Perfect

Homework

☺ Manual p. 20

☺ Read the text below and choose the correct word (**A, B, C or D**) for each space.

#### **London Parks**

London is famous (1) ... its parks and gardens. Some of them belong to the Crown but they are all open to the public and the entrance is free of charge. In St James's Park you can watch and (2) ... swans, ducks, geese and other water birds. Hyde Park (3) ... to be a hunting ground and is still popular with horse riders.

Those who like a good argument should go to the Speakers' Corner to listen to individuals (4) ... their speeches on various subjects. Regent's Park now houses London Zoo and open-air theatre where Shakespeare's plays are staged in summer. Not (5) ... the parks are in the city centre. Greenwich and Richmond are located in the suburbs. All these areas of green give the city dwellers an excellent (6) ... to enjoy some peace and quiet away from traffic and crowded streets.

- |              |              |            |            |
|--------------|--------------|------------|------------|
| 1. A) by     | B) for       | C) from    | D) with    |
| 2. A) feed   | B) eat       | C) breed   | D) lead    |
| 3. A) should | B) ought     | C) used    | D) have    |
| 4. A) doing  | B) giving    | C) taking  | D) talking |
| 5. A) each   | B) whole     | C) every   | D) all     |
| 6. A) chance | B) knowledge | C) account | D) source  |

**AUGUST 24**

Choose the correct answer

1.- Long hours and unsociable shifts \_\_\_\_\_ take their toll on health, relationships and family life.

- a) must b) can c) are able d) shouldn't

2.- \_\_\_\_\_are poor observers of their child's behavior so deviant behavior reaches unmanageable proportions.

- a) Parents b) Parents that c) When parents d) If parents

3.- The Eiffel Tower \_\_\_\_\_ the International Exhibition of Paris of 1889 commemorating the centenary of the French Revolution

- a) of b) commemorating c) was built for d) the

4.- Our sun, in many ways an average sort of star, has been around for nearly five billion years and has enough fuel to \_\_\_\_\_ going for another five billion years.

- a) continue b) carry c) keep d) maintain

5.-When major food companies \_\_\_\_\_ using partially hydrogenated oils in the 1970s, they thought they were making these products more healthful.

- a) these b) began widely c) in the d) they

**AUGUST 25**

**Choose the word or phrase that will correctly complete the conversation.**

1.- What year did you \_\_\_\_\_ university?

- a) graduate b) graduate from c) graduating d) graduating from

2.- It seems to be getting worse. You had better \_\_\_\_\_ a specialist.

- a) consult b) consult to c) consult for d) consult by

3.- Chicago is a large city. \_\_\_\_\_?

- a) aren't b) doesn't c) won't d) isn't it

4.- Don't leave your book near the open fire. It might easily

- a) catch the fire b) catch to fire c) catch on fire d) catch with fire

5.- Do you enjoy \_\_\_\_\_?

- a) to swimming b) swim c) for swimming d) swam

## AUGUST 26

Complete the sentences with the correct word.

1.- During the early period of ocean navigation, \_\_\_\_\_ any need for sophisticated instruments and techniques.

- a) so that hardly
- b) when there hardly was
- c) hardly was
- d) there was hard

2.- Refrigerating meats \_\_\_\_\_ the spread of bacteria.

- a) slows
- b) slowing
- c) to slow
- d) is slowed

3.- Throughout the animal kingdom, \_\_\_\_\_ bigger than the elephant.

- a) whale is only the
- b) is the whale only
- c) only whale is the
- d) only the whale is

4.- The fact \_\_\_\_\_ credit cards are widely available has made them a popular form of payment.

- a) of
- b) that
- c) is that
- d) which is

5.- The Constitution gave the legislative branch of government \_\_\_\_\_ to pass laws.

- a) the power
- b) has the power
- c) the power is
- d) of the power

**AUGUST 27**

LOOK IN A DICTIONARY THE MEANING OF THE VOCABULARY WORDS AND WRITE A SENTENCE WITH EACH ONE IN YOUR NOTEBOOK IN YOUR WRITING SECTION.

- 1.- breverty
- 2.- concise
- 3.- laconic
- 4.- pithy
- 5.- quiescent
- 6.- reticent
- 7.- succinct
- 8.- tacitum
- 9.- swamggwer
- 10.- pretentious

## **AUGUST 28**

Read the paragraph then answer the exercise

1. The Alaska pipeline starts at the frozen edge of the Arctic Ocean. It stretches southward across the largest and northernmost state in the United States, ending at a remote ice-free seaport village nearly 800 miles from where it begins. It is massive in size and extremely complicated to operate.
2. The steel pipe crosses windswept plains and endless miles of delicate tundra that tops the frozen ground. It weaves through crooked canyons, climbs sheer mountains, plunges over rocky crags, makes its way through thick forests, and passes over or under hundreds of rivers and streams. The pipe is 4 feet in diameter, and up to 2 million barrels (or 84 million gallons) of crude oil can be pumped through it daily.
3. Resting on H-shaped steel racks called "bents," long sections of the pipeline follow a zigzag course high above the frozen earth. Other long sections drop out of sight beneath spongy or rocky ground and return to the surface later on. The pattern of the pipeline's up-and-down route is determined by the often harsh demands of the arctic and subarctic climate, the tortuous lay of the land, and the varied compositions of soil, rock, or permafrost (permanently frozen ground). A little more
4. than half of the pipeline is elevated above the ground.
5. The remainder is buried anywhere from 3 to 12 feet, depending largely upon the type of terrain and the properties of the soil.
6. One of the largest in the world, the pipeline cost approximately \$8 billion and is by far the biggest and most expensive construction project ever undertaken by private industry. In fact, no single business could raise that much money, so eight major oil companies formed a consortium in order to share the costs. Each company controlled oil rights to particular shares of land in the oil fields and paid into the pipeline-construction fund according to the size of its holdings. Today, despite enormous problems of climate, supply shortages, equipment breakdowns, labor disagreements, treacherous terrain, a certain amount of mismanagement, and even theft, the Alaska pipeline has been completed and is operating.



1. The passage primarily discusses the pipeline's
  - a) operating costs
  - b) employees
  - c) Consumers
  - d) d) construction
  
2. The word "it" in line 5 refers to the
  - a) pipeline
  - b) ocean
  - c) state
  - d) village
  
3. According to the second paragraph, 84 million gallons of oil can travel through the pipeline each
  - a) day
  - b) week
  - c) month
  - d) year

4. The phrase "Resting on" in line 15 is closest in meaning to
- a) consisting of
  - b) supported by
  - c) passing under
  - d) protected by
5. The author mentions all of the following in the third paragraph as important in determining the pipeline's route EXCEPT the
- a) climate
  - b) lay of the land itself
  - c) local vegetation
  - d) kind of soil and rock
6. The word "undertaken" in line 31 is closest in meaning to
- a) removed
  - b) selected
  - c) transported
  - d) attempted

7. According to the last paragraph, how many companies shared the costs of constructing the pipeline?

a) three

b) four

c) eight

d) twelve

8. The word "particular" in line 35 is closest in meaning to

a) peculiar

b) specific

c) exceptional

d) equal

9. According to the last paragraph, which of the following determined what percentage of the construction costs each member of the consortium would pay?

a) How much oil field land each company owned

b) How long each company had owned land in the oil fields

c) How many people worked for each company

d) How many oil wells were located on the company's land

10. Where in the passage does the author provide a term for a layer of soil that always remains frozen?

a) Line 4

b) Line 15

c) Line 23

d) Line 37

**AUGUST 31**

In your notebook in section reading write 150 words paragraph about technology and education.

## SEPTEMBER 1

Go to [www.englishtag.com](http://www.englishtag.com) and answer the tests B2 AND C1

## SEPTEMBER 2

Go to the link and answer the TOEFL grammar practice exercise.

<https://www.grammarbank.com/toefl-grammar-practice-tests-6.html>

## SEPTEMBER 3

Go to the link and practice your grammar skills.

<https://www.examenglish.com/index.html>

## SEPTEMBER 4

**Read the paragraph then in your notebook in the reading section do a mind map**

The craft of perfumery has an ancient and global heritage. The art flourished in Ancient Rome, where the emperors were said to bathe in scent. After the fall of Rome, much of the knowledge was lost, but survived in Islamic civilizations in the middle Ages. Arab and Persian pharmacists developed essential oils from the aromatic plants of the Indian peninsula. They developed the processes of distillation and suspension in alcohol, which allowed for smaller amounts of raw materials to be used than in the ancient process, by which flower petals were soaked in warm oil. This knowledge was carried back to European monasteries during the Crusades.

## SEPTEMBER 7

1. I bought myself a new set of tools ---- I am going to build a new home for Puffy.

- a) which
- b) when
- c) with which
- d) in which
- e) where

2. Aristotle was among those ---- tried to prove the Earth was actually spherical and not flat.

- a) whose
- b) to whom
- c) where
- d) who
- e) in which

3. Those are the kind of movies ---- many Americans would rate as mature.

- a) which
- b) where
- c) in which
- d) of which
- e) whose

4. There are known to be total of eight planets in the Solar System ---- is the Earth.

- a) which
- b) that
- c) through which
- d) each of them
- e) one of which

5. Eclipse is the event ---- tonight in North America.

- a) that observed
- b) which are observing
- c) being observed
- e) having observed
- f) whom observed

6. I don't like ---- by a cop car ---- I am driving alone because it makes me nervous.

- a) being followed/while
- b) being followed/where
- c) to follow/while
- d) to be followed/that
- e) to be following/ that

7. - I decided not to have a carrier in English, I still want to learn it.

- a) despite
- b) although
- c) therefore
- d) due to
- e) so that

8. She suddenly wants to get married, ---- moving out and finding a job in Michigan.

- a) while
- b) moreover
- c) in addition to
- d) including
- e) in contrast

9. ---- we all know how poor his campaign was, he still won the election.

- a) because
- b) in case
- c) as long as
- d) ever since
- e) despite the fact that

10.- The teacher advised us to go to every class and turn in our homework assignments timely ---- happens.

- a) due to the fact that
- b) accordingly
- c) however
- d) no matter that
- e) whereas

### **SEPTEMBER 8**

Astronomers on \_\_\_\_\_ announced the discovery of a new -- and possibly abundant -- class of planets that has more in common with Earth than the uninhabitable gas giants previously discovered.

- a) University research
- b) Tuesday
- c) NASA
- d) observatories

2.- Food is, after all, an important part of Chinese culture and mission controllers say it is important \_\_\_\_\_ China's space pioneers do not go hungry.

- a) so that
- b) make sure
- c) to ensure that
- d) that food is provided for

---

3.- Apple Computer has unveiled its new desktop computer design, \_\_\_\_\_ all disk drives and processors into a flat display less than two inches thick

- a) Which integrates
- b) which includes
- c) enclosing
- d) which contains

4.- \_\_\_\_\_ are poor observers of their child's behavior so deviant behavior reaches unmanageable proportions.

- a) Parents that
- b) Parents
- c) When parents
- d) If parents

5.- International trade in the world's 20-odd varieties of sturgeon \_\_\_\_\_ by the United Nations since 1998, after a drastic rise in poaching.

- a) is controlled
- b) is supposed
- c) has been regulated
- d) has been promoted

6 .- By far the most noticeable blemishes on the surface of the Sun \_\_\_\_\_ sunspots.

- a) are
- b) the
- c) that are
- d) in the

7.- Greece's achievement in the 2004 Olympics raise anew the question of whether Athens should be the permanent home of the Games.

- a) raise anew
- b) achievement in the
- c) wether
- d) should be

8.- Crushed ice is use to cool drinks, and is often applied to injuries where there is swelling, to remove excess heat generated in the tissues.

- a) is often
- b) where there is
- c) generated
- d) use



9.- Long hours and unsociable shifts \_\_\_\_\_ take their toll on health, relationships and family life.

- a) must
- b) are able to
- c) shouldn't
- d) can

### SEPTEMBER 9

Choose the **one** word or **phrase** that best completes the sentence.

1. Vegetables are an excellent source \_\_\_\_\_ vitamins.
  - A. have
  - B. of
  - C. where
  - D. contain
  
2. Microscopes make small things appear larger than \_\_\_\_\_.
  - A. really are
  - B. are really
  - C. are they really
  - D. they really are
  
3. The city of Montreal \_\_\_\_\_ on an island in the Saint Lawrence River.
  - A. was built
  - B. has built
  - C. that built
  - D. built
  
4. A singer's struggle to succeed in popular music is the kind of story \_\_\_\_\_ a fascinating film could be made.
  - A. with
  - B. by
  - C. for whom
  - D. about which

## SEPTEMBER 10

Each sentence has four highlighted words or phrases. The four highlighted parts of the sentence are marked A, B, C and D. Identify the **one** highlighted word or phrase that must be changed in order for the sentence to be correct.

1. A large (A) number of automobile (B) part are now (C) made of plastic (D) instead of steel.
  
- 2.- Although a kangaroo (A) normally uses (B) its large feet and strong legs (C) for hopping, (D) but it can also swim.
  
- 3.- When a (A) severe ankle (B) injury forced (C) herself to give up reporting in 1926, Margaret Mitchell (D) began writing her novel, *Gone with the Wind*.
  
- 4.- (A) The pineapple, a fruit (B) grow in tropical climates (C) throughout the world, (D) is native to parts of South America.
  
- 5.- Canals are (A) artificial waterways, often constructed (B) either to transport heavy loads or to (C) delivering water (D) to cities and farms.
  
- 6.- Anne Elizabeth McDowell is (A) best (B) remembered for a (C) weekly journal, *Woman's Advocate*, (D) who she launched in January 1855.
  
- 7- A ray of light passing (A) through (B) the center of a thin lens (C) keep its (D) original direction.

## SEPTEMBER 11

### CHOOSE THE CORRECT DEFINITION

- 1.- Move from one place to another. To transport physically. To send.
  - a) to glide
  - b) to rearrange
  - c) to replace
  - d) to transfer

2. Able to be read or to be deciphered, legible.

- a) readable
- b) focused
- d) understandable
- e) clear

3. A word or phrase that has the same meaning

- a) synonym
- b) likeness
- c) similarity
- d) resemblance

4. A solemn promise or undertaking. A vow or commitment.

- a) agreement
- b) pledge
- c) promise
- d) guarantee

5. Relating to recent times or the present. Contemporary or up-to-date. Advanced, recently developed techniques or style.

- a) new
- b) modern
- c) art
- d) inspiring

#### **SEPTEMBER 14**

Determine whether the underlined portion of the sentences below is corrected or whether it needs to be revised.

1.- For homes in typically colder geographic regions, it is particularly important to have effective and efficient heating systems.

- a) For homes in typically colder geographic regions
- b) For people in homes in typically colder geographic regions
- c) For homes typically cold geographic regions
- d) People in typically colder geographic regions
- e) Homes in typically colder geographic regions

2.- Inside the glove compartment were legal documents, pictures, and there were a few napkins from the coffee shop, but no gloves.

- a) and there were a few napkins from coffee shop, but no gloves
- b) and there were a few napkins from the coffee shop, but not any gloves
- c) and napkins from the coffee shop, no gloves were there
- d) and napkins from coffee shop, no gloves were there

3.- Concerns about global warming have grown into actual efforts sanctioned by non-governmental organizations and governments that not only work to understand global warming and also to prevent it.

- a) understand global warming and also to prevent it
- b) understand global warming but also to prevent it
- c) understand global warming yet also to prevent it
- d) understand global warming but also to prevent its growth

4.- Even though I have seen the movie countless times, I still laughed when the sheriff throws his mug.

- a) laughed when the sheriff throws his mug
- b) laugh when the sheriff throws his mug
- c) laughed when the sheriff threw his mug
- d) laugh when the sheriff will throw his mug

5.- Yesterday I fell down the stairs and then tried to act like I did so on purpose.

a) Yesterday I fell down the stairs and then

b) Yesterday I fell down the stairs, I

c) I fell down the stairs yesterday, I

d) After I fell down the stairs yesterday, I

### **SEPTEMBER 15**

Choose the meaning for the words

1.- deceive

a) to happen

b) to pull in

c) to mislead

d) crafty; wily

2.- chronic

a) to push back

b) to declare

c) demanding

d) prolonged

3.- repel

a) to declare

b) to push back

c) to conclude from evidence

d) acceptance

4.- exclaim

a) equivalent or similar word

b) to call out; shout

c) to push back

d) spoiled; dishonest

5.- credence

a) to postpone

b) behavior; activity

c) acceptance

d) equivalent or similar word

## SEPTEMBER 17

Choose the definition for each word

1.- What is the meaning of abandon?

- a) lose a of a cherished person or object
- b) complete control over
- c) surrender

2.- What's the meaning of abandonment?

- a) leaving someone, such as a child or a spouse, voluntary
- b) the act of putting someone or something before oneself
- c) leave someone alone

3.- What is the meaning of abate?

- a) increase in amount or intensity
- b) zero amount, degree
- c) reduce in amount, degree or intensity

4.- What is the meaning of abbreviate?

- a) make a word or a phrase longer
- b) make a word or a phrase short
- c) make a word or a phrase complex to understand

5.- What is the meaning of abbreviation?

- a) the official name of something
- b) a long form of a name
- c) a person's unofficial name

## SEPTEMBER 18

Write the suffix or prefix for each vocabulary word.

able ist ing ive im ic un ment ful ient

- 1.- It's always use \_\_\_\_\_ to carry some cash on your, in case of an emergency.
- 2.- Planning a holiday can be just as excit\_\_\_\_\_ as going on holiday.
- 3.- I found that this medicine is the most effect\_\_\_\_\_ for colds.
- 4.- She speaks arab\_\_\_\_\_ very well
- 5.- You must not be \_\_\_\_\_polite to your boss.
- 6.- The CEO has been responsible for many \_\_\_\_\_popular decisions.
- 7.- I'M un \_\_\_\_\_ to work on weekends.

8.- His sex\_\_\_\_\_ comments made him disliked by the female employees.

9.- I don't want to get into an argu\_\_\_\_\_with you about this.

10.- Living close to the station is \_\_\_\_\_ for me.

## SEPTEMBER 21

Read the paragraph then answer the exercise

Robert Capa

1. Robert Capa is a name that has for many years been synonymous with war photography.
2. Born in Hungary in 1913 as Friedmann Endre Ernő, Capa was forced to leave his native country after his involvement in anti government protests. Capa had originally wanted to become a writer, but after his arrival in Berlin had first found work as a photographer. He later left Germany and moved to France due to the rise in Nazism. He tried to find work as a freelance journalist and it was here that he changed his name to Robert Capa, mainly because he thought it would sound more American.
2. 3. In 1936, after the breakout of the Spanish Civil war, Capa went to Spain and it was here over the next three years that he built his reputation as a war photographer. It was here too in 1936 that he took one of his most famous pictures, *The Death of a Loyalist Soldier*. One of Capa's most famous quotes was 'If your pictures aren't good enough, you're not close enough.' And he took his attitude of getting close to the action to an extreme. His photograph, *The Death of a Loyalist Soldier* is a prime example of this as Capa captures the very moment the soldier falls. However, many have questioned the authenticity of this photograph, claiming that it was staged.
3. When World war II broke out, Capa was in New York, but he was soon back in Europe covering the war for Life magazine. Some of his most famous work was created on 6th June 1944 when he swam ashore with the first assault on Omaha Beach in the D-Day invasion of Normandy. Capa, armed only with two cameras, took more than one hundred photographs in the first hour of the landing, but a mistake in the darkroom during the drying of the film destroyed all but eight frames. It was the images from these frames however that inspired the visual style of Steven Spielberg's Oscar winning movie 'Saving Private Ryan'. When Life magazine published the photographs, they claimed that they were slightly out of focus, and Capa later used this as the title of his autobiographical account of the war.

4. Capa's private life was no less dramatic. He was friend to many of Hollywood's directors, actors and actresses. In 1943 he fell in love with the wife of actor John Austin. His affair with her lasted until the end of the war and became the subject of his war memoirs. He was at one time lover to actress Ingrid Bergman. Their relationship finally ended in 1946 when he refused to settle in Hollywood and went off to Turkey.

5. In 1947 Capa was among a group of photojournalists who founded Magnum Photos. This was a co-operative organization set up to support photographers and help them to retain ownership of the copyright to their work.

6. Capa went on to document many other wars. He never attempted to glamorise war though, but to record the horror. He once said, "The desire of any war photographer is to be put out of business."

7. Capa died as he had lived. After promising not to photograph any more wars, he accepted an assignment to go to Indochina to cover the first Indochina war. On May 25th 1954 Capa was accompanying a French regiment when he left his jeep to take some photographs of the advance and stepped on a land mine. He was taken to a nearby hospital, still clutching his camera, but was pronounced dead on arrival. He left behind him a testament to the horrors of war and a standard for photojournalism that few others have been able to reach.

8. Capa's legacy has lived on though and in 1966 his brother Cornell founded the International Fund for Concerned Photography in his honor. There is also a Robert Capa Gold Medal, which is given to the photographer who publishes the best photographic reporting from abroad with evidence of exceptional courage. But perhaps his greatest legacy of all is the haunting images of the human struggles that he captured.



Choose the correct answer

1.- Why did Capa change his name?

- a) To hide his identity
- b) Because he had been involved in protests
- c) To sound more American
- d) Because he had to leave Hungary

2.- Capa originally wanted to be

- a) A photojournalist
- b) a writer
- c) American
- d) a protestor

3.- Capa went to Spain to

- a) fight in the civil war
- b) build his reputation
- c) have a holiday
- d) take photographs

4.- Capa's famous picture *Death of a Loyalist Soldier*

- a) was taken by someone else
- b) was definitely genuine
- c) wasn't even taken in Spain
- d) cannot be proven genuine or staged

5.- When World War II broke out Capa

- a) went to New York
- b) swam ashore on Omaha Beach
- c) went to Europe
- d) went to Normandy

6.- A mistake meant that

- a) only one hundred of Capa's photographs were published
- b) Capa lost both of his two cameras
- c) Capa's images inspired an Oscar winning movie
- d) Most Capa's images of the D-Day landing were destroyed

7.- Capa's private life was

- a) less dramatic than his professional life
- b) spend mostly in Hollywood
- c) very glamorous
- d) spent in Turkey

8.- Capa's wanted his work to

- a) be famous
- b) show how glamorous war can be
- c) show the true horror of war
- d) make lots of money

9.- Which sentence best phrases paragraph 5?

- a) Capa had a tragic private life and was never able to settle down and find happiness
- b) Despite having many good friends and lovers, Capa always put his work first
- c) Capa wanted to make friends with important people in Hollywood so that he could move into the movie industry
- d) Capa's private life was very complicated. He could not choose between the two women he loved, so he went off to work in Turkey

10.- Which sentence best phrases paragraph 4?

- a) Capa never tried to avoid danger. He risked his life to take photographs of the D-Day invasion, but then destroyed most of them
- b) Capa took some of his most famous photographs during the D-Day invasion, but most were tragically destroyed in an accident.
- c) Capa only kept the best eight D-Day photographs as the others were out of focus. These inspired the visual style of a Hollywood film.
- d) Capa left Europe when the war broke out and went to take his most famous photographs of the D-Day invasion.

## **SEPTEMBER 22**

Go to [englishtag.com](http://englishtag.com) and answer test B2

## SEPTEMBER 23

### I.- USE OF ENGLISH.

A.- Underline the correct option

1.-

- a) Wen are you going to go out?
- b) When going out are we?
- c) When do we go out?

2.-

- a) I work tomorrow
- b) I don't working tomorrow
- c) I'm working tomorrow

3.-

- a) Did you finish your project?
- b) Have you finished your project?
- c) Have you got finished your project?

4.-

- a) Iam usually having some coffee and toasts for my breakfast
- b) I am used to have some coffee and toasts for my breakfast
- c) I usually have some coffee and toasts for my breakfast

5.-

- a) I'm trying to eat a more healthy diet
- b) I try to eat a more healthy diet
- c) I'm trying to eat a more healthy diet

B.- Write the appropriate preposition

6.- I don't agree \_\_\_\_\_you

7.- Forget \_\_\_\_\_ it!

8.- Does he still go \_\_\_\_\_ school

9.- \_\_\_\_\_ or is he \_\_\_\_\_ University?

10.- Please look \_\_\_\_\_ me when I'm talking!

## SEPTEMBER 24

Write a paragraph using between 40-50 words on one of the following topics:

- An Important Holiday.
- Technology

## SEPTEMBER 25

Go to the link and listen to the topic

<https://learnenglish.britishcouncil.org/skills/listening/intermediate-b1/a-weather-forecast>

Answer true or false

1. It will start raining at lunchtime today in the east.

True False

2. The weather in the north-west will be worse than in the south.

True False

3. There will be thunder in Leeds tonight.

True False

4. Most of England will be hot this week.

True False

5. Wet weather will move from the north to the south at the weekend.

True False

6. It will stay hot when the rain comes.

True False

## SEPTEMBER 28

Write a 50 word paragraph about technology

## SEPTEMBER 29

Read the information below then do a mind map in your notebook in the reading section

### Best Body Fitness

#### About us

You don't want just a gym membership. You want a membership that means something. And that means you need support, expert help and a community.

**Best Body Fitness** isn't just a gym: it's a full-service fitness membership made for you.

Here's how it works:

### **STEP ONE: Your assessment**

We begin with an assessment session. This is a chance for you to see what we do at **Best Body**. Our assessment plans are no-cost and no-risk. We'll also make a training plan specifically for you.

### **STEP TWO: Your training**

When you decide to become a **Best Body** member, we show you what to do, how to do it and why you are doing it. After a few sessions with an expert private trainer you will feel comfortable working out on your own. But don't worry, we'll always be nearby if you have questions.

### **STEP THREE: Your membership**

Membership works on a month-to-month basis. There are no sign-up fees and no cancellation fees. Start and stop whenever you want. And the best part? Our fees are the most competitive in the whole downtown area.

### **STEP FOUR: Your community**

At **Best Body Fitness**, we see everyone as part of a big team. And when you work with a team, you can do great things. Join any of our specialised classes, led by expert instructors. Come to our nutrition classes. Participate in our regular social events. Everything is included in your fee.

Finally, we wanted to share with you some reasons why our members say that they have chosen us over any other fitness centre in the city.

#### **It's so EASY**

- Easy to start, stop, cancel or refund a membership
- Easy to access – we're open 24/7, we never close
- Easy to do exercise – we have lots of equipment, no long wait
- Easy results – our trainers and equipment give you success, fast
- Easy to find – in the centre of town, near public transport and with parking

#### **It's WONDERFUL**

- Wonderful members
- Wonderful trainers and staff
- Wonderful equipment
- Wonderful energy
- Wonderful location

Come and visit us for a personal tour!

## **SEPTEMBER 30**

### **What an Olympics!**

It's all over! I've been writing my blog from London every day during the Olympics and the Paralympics and this is my final post to look back on a wonderful couple of months. Here are some of the things that were the most memorable for me:

### **The Opening Ceremony**

This set the scene for the Games with an amazing show featuring music, dancing, historical figures, fireworks and British humor. A huge number of volunteers practiced for months to make everything perfect. The best moment was when the old lady in Buckingham Palace turned round and showed that she was neither a lookalike nor an actor but Her Majesty the Queen. The next best bit was when she jumped out of a helicopter with James Bond (although I think that actually was an actor!).

I was very proud of our team as we kept on winning medals and finished in third position in the medal table, which is truly a great result for Great Britain. There were so many incredible sportsmen and women. The ones that stand out for me are Mo Farah, the Somalian-born Londoner who won the 10,000 and 5,000 meters with the whole stadium going crazy, Jessica Ennis, the popular super-athlete from Sheffield who won the heptathlon, and Nicola Adams who won the first female boxing medal in Olympic history for Britain.

### **The Olympic Stadium crowd**

Although the crowd cheered on the British, there was lots of support for athletes of other nationalities too like the wonderful Usain Bolt, from Jamaica, who won the 100 and 200 metres sprint to become the fastest man alive. There was also Oscar Pistorius of South Africa who was the first disabled person to compete in the Olympics. He went on to win two gold medals and a silver in the Paralympics.

### **New sports**

I have really enjoyed being able to watch sports which are not normally shown on television. Before the Olympics I didn't expect to love watching judo or find myself screaming at the

television during a game of wheelchair tennis, but I really got into them. I didn't know anything about goalball before the Paralympics but it became one of my favorite sports.

### **The organization and the atmosphere**

It took seven years of planning and 70,000 volunteers to make everything go well. Many people have said that the organization was not as perfect as that of the Beijing Games, but there was a much better atmosphere which spread out through the whole city. The volunteers were always friendly and helpful and Londoners even began talking to each other, and visitors, on the underground trains!

### **ANSWER THE EXERCISE.**

#### **Match the sportsperson with their achievement.**

- |                     |   |
|---------------------|---|
| 1.- Mo Farah        | ( ) became the first British woman to win a                   |
|                     | Boxing medal in the Olympics                                  |
| 2.- Jessica Ennis   | ( ) won both the 100 and 200 meters sprint                    |
| 3.- Nicola Adams    | ( ) won a gold medal in the heptathlon                        |
| 4.- Usain Bolt      | ( ) became the first disabled person to complete the Olympics |
| 5.- Oscar Pistorius | ( ) won gold in the 5, and 10,000 meters                      |

#### **II.- Read the questions and choose the correct answer.**

6.- How long did the Olympics and Paralympics last?

- a) a couple of months
- b) two weeks
- c) seven years



7.- What does the blogger think was the best thing during the opening ceremony?

- a) the British humor
- b) the volunteers
- c) the Queen's appearance

8.- How does the blogger feel about the British athlete's performance?

- a) disappointed
- b) surprised
- c) proud

9.- Which of these British athlete's was born in a foreign country?

- a) Jessica Ennis
- b) Mo Farah
- c) Nicola Adams

10.- Which athlete competed in both the Olympics and Paralympics?

- a) Usain Bolt
- b) Oscar Pistorius
- c) Mo Farah

11.- Which sport was completely new for the blogger?

- a) wheelchair tennis
- b) goalball
- c) judo

12.- How did the London Olympics compare to the Beijing Olympics according to the blogger?

- a) it was better organized, but the atmosphere wasn't good
- b) it was very similar
- c) it was not as well organized, but there was a better atmosphere

13.- What did the blogger say changed about Londoners during the Olympics?

- a) They volunteer
  - b) They watched new sports
  - c) They talked to each other on the trains
-

**LEVEL 9 SENIOR HIGH**  
**FIRST CERTIFICATE SKILLS**  
**MISS ADRIANA LEON**

Day 1. Welcome student`s warm up, ice breakers.	
Day 2. Grammar exercises: although, though, etc. (contrast).	HOMEWORK: Read in English.
Day 3. Grammar & Use of English exercises (contrast).	HOMEWORK: Listen to conversations.
Day 4. Grammar & Use of English exercises: Conditionals.	HOMEWORK: Watch TV in English.
Day 5. Grammar & Use of English exercises: Conditionals.	HOMEWORK: No homework.
Day 6. Grammar exercises: if. not, unless, whether.	HOMEWORK: Study grammar.
Day 7. Progress test 1 (Units 1-3)	HOMEWORK: Read news in English.
Day 8. Progress test 2 (Units 4-6)	HOMEWORK: Listen to conversations.
Day 9. Progress test 3 (Units 7-9)	HOMEWORK: Watch TV in English.
Day 10. Progress test 4 (Units 10-12)	HOMEWORK: No homework.
Day 11. Student`s book Unit 1, Personal info p. 8, 9.	HOMEWORK: Study grammar.
Day 12. Student`s book Unit 1, p. 10, 11.	HOMEWORK: Read news in English.
Day 13. Student`s book Unit 1, p. 12, 13.	HOMEWORK: Listen to conversations.
Day 14. Student`s book Unit 1, p. 14, 15.	HOMEWORK: Watch TV in English.
Day 15. Student`s book Unit 1, p. 16, 17.	HOMEWORK: No homework.
Day 16. Student`s book Unit 2, p. 18, 19.	HOMEWORK: Study grammar
Day 17. Student`s book Unit 2, p. 20, 21.	HOMEWORK: Read news in English.

---

## Laboratorio de Física I Preparatoria

### Día 1

#### Actividades:

Presentación del curso

Dinámica de integración dirigida por el docente.

### Día 2

#### Actividad:

Se explicará sobre las medidas de seguridad que deben considerarse en el laboratorio. Y cómo debe ser el uso adecuado de los diferentes materiales

Se elaborará un cuadro descriptivo. Subir evidencia a plataforma.

### Día 3

P. L. 1 La necesidad de medir

#### Materiales:

Regla, marcador sharpie, cronómetro, vaso transparente, plastilina, objetos pequeños.

#### Actividad:

El docente explicará cómo el alumno debe desarrollar la práctica e irá contestando el cuadro de la página 18

### Día 4

#### Actividad:

Se dará continuidad a la práctica y se responderán las preguntas de las páginas 18 y 19. Subir evidencia a plataforma.

### Día 5

P. L. 2 Magnitudes fundamentales y derivadas

#### Materiales:

Recipiente de tetrapack de 250ml, regla, pastilla efervescente, vaso desechable de plástico, cronómetro, plumón permanente.

El docente explicará cómo debe desarrollarse la práctica. Los alumnos irán contestando los cuadros de las páginas 21 y 22. Subir evidencia a plataforma.

Día 6

Se contestarán las preguntas de las páginas 22 y 23. Se elaborará un quiz con lo aprendido en clase. Subir evidencia a plataforma.

Día 7

P. L. 3 Fuerza y vectores

Materiales:

Un carrito, hilo cáñamo, objeto pesado para montar en el cochecito.

Actividad:

El docente y los alumnos desarrollarán la práctica e irán registrando los resultados en el cuadro de la página 25, realizarán el esquema en la página 26 y anotarán sus conclusiones. Subir evidencia a plataforma.

Día 8

P. L. 4 Uso de gráficas

Materiales:

Hilo, 5 tapas de diferentes tamaños, regla.

Actividad:

El docente explicará cómo debe desarrollarse la práctica. Los alumnos irán contestando el cuadro de la página 28. Subir evidencia a plataforma.

Día 9

Materiales:

Regla, colores, lápiz, hoja milimétrica

Actividad:

El alumno elaborará una gráfica a partir de los resultados obtenidos y la pegará en la página 28 de su manual. Subir evidencia a plataforma.

Día 10

Actividad

Se contestarán las preguntas de la página 29 de su manual. Se elaborará un quiz con lo aprendido en clase. Subir evidencia a plataforma.

Semana del 24 al 28 de Agosto 2020

Día 1

Operaciones básicas con fracciones

$$1) \frac{3}{4} + \frac{1}{6} =$$

$$2) \frac{5}{2} + \frac{4}{9} =$$

$$3) \frac{4}{7} + \frac{3}{8} =$$

$$4) \frac{3}{4} - \frac{1}{6} =$$

$$5) \frac{5}{2} - \frac{4}{9} =$$

$$6) \frac{4}{7} - \frac{3}{8} =$$

$$7) \frac{3}{4} \times \frac{1}{6} =$$

$$8) \frac{5}{2} \times \frac{4}{9} =$$

$$9) \frac{4}{7} \times \frac{3}{8} =$$

$$10) \frac{3}{4} \div \frac{1}{6} =$$

$$11) \frac{5}{2} \div \frac{4}{9} =$$

$$12) \frac{4}{7} \div \frac{3}{8} =$$

Día 2

Suma y resta de expresiones algebraicas

$$1) a^2 - (3ab - 6 + 3a^2 - 8ab) \quad 2) x^3 + 4x^2 - 6 - 5x^2 - 11x + 5 - (x^4 - 1)$$

$$3) (x^6 + 2x^2y^4 - y^6) + (-4x^4y^2 + 3x^2y^4 + 6y^6) - (5x^4y^2 + 6x^2y^4 + 5y^6 - 3x^6)$$

Día 3

Multiplicación y división de expresiones algebraicas

$$1) (m^3 + n^3 + 6mn^2 - 5m^2n)(m^3 - 4mn^2 - n^3)$$

$$2) 6(x^2 + 3) - 3(x^2 + 1) + 5(x^2 + 2)$$

$$3) \left(\frac{1}{4}a^2 - ab + \frac{2}{3}b^2\right)\left(\frac{1}{4}a - \frac{3}{2}b\right)$$

$$1) (8m^9n^2 - 10m^7n^4 - 20m^5n^6 + 12m^3n^8) / 2m^2$$

$$2) (4a^{x+4}b^{m-1} - 6a^{x+3}b^{m-2} + 8a^{x+2}b^{m-3}) / -2a^{x+2}b^{m-4}$$

$$3) \left(\frac{2}{5}a^5 - \frac{1}{3}a^3b^3 - ab^5\right) / 5a$$

Día 4

Productos notables

1)  $(x + 2)(x - 2)$

2)  $(3x - 1)(3x + 1)$

3)  $(5x^2 - 2y)(5x^2 + 2y)$

4)  $(x + 2)(x - 5)$

5)  $(x - 3)(x - 5)$

6)  $(x - 4)(x + 2)$

7)  $(x + 4)^2$

8)  $(3x + 4y)^2$

9)  $(4x^2 - 3y)^2$

Día 5

Repaso de los temas anteriores

ACTIVIDADES DEL CURSO DE MATEMÁTICAS III

TERCER SEMESTRE GENERAL

Semana 31 de Agosto al 4 de Septiembre de 2020

Día 1

Sistema coordinado

a)  $(-3, 5)$

b)  $(2, 7)$

c)  $(4, -4)$

d)  $(-1, 6)$

e)  $(3, -1)$

Día 2

Teorema de Pitágoras. Distancia entre dos puntos

a)  $(-3, 5), (4, -3)$

b)  $(2, 7), (-2, 6)$

c)  $(4, -4), (6, -2)$

d)  $(-1, 6), (-3, -2)$

e)  $(3, -1), (5, -6)$

Día 3

Distancia entre dos puntos

a)  $(2, 5), (-5, 4)$

b)  $(3, -8), (-3, -2)$

c)  $(-1, -2), (3, 5)$

d)  $(6, -5), (-1, 8)$

e)  $(7, 5), (-2, -1)$

Día 4

Distancia entre dos puntos. Aplicaciones I

Determina el tipo de triángulo que es aquel cuyos vértices son  $(-5, 2)$ ,  $(4, -1)$ ,  $(1, -2)$

Día 5

Distancia entre dos puntos. Aplicaciones I

Determina si el triángulo cuyos vértices son  $(-5, 2)$ ,  $(4, -1)$ ,  $(1, -2)$  es un triángulo rectángulo.

Semana del 7 al 11 de Septiembre de 2020

Día 1

Pendiente entre dos puntos I

$a) (-3,5), (4,-3)$        $b) (2,7), (-2,6)$        $c) (4,-4), (6,-2)$   
 $d) (-1,6), (-3,-2)$        $e) (3,-1), (5,-6)$

Día 2

Pendiente entre dos puntos II

$a) (2,5), (-5,4)$        $b) (3,-8), (-3,-2)$        $c) (-1,-2), (3,5)$   
 $d) (6,-5), (-1,8)$        $e) (7,5), (-2,-1)$

Día 3

Pendiente entre dos puntos. Aplicaciones I

Determina el tipo de triángulo que es aquel cuyos vértices son  $(-5, 2)$ ,  $(4, -1)$ ,  $(1, -2)$

Día 4

Pendiente entre dos puntos. Aplicaciones I

Determina si el triángulo cuyos vértices son  $(-5, 2)$ ,  $(4, -1)$ ,  $(1, -2)$  es un triángulo rectángulo.

Día 5

Pendiente entre dos puntos. Aplicaciones I

Determina si el cuadrilátero es un rectángulo.  $(-3, 4), (-8, -2), (-5, 3), (-1, 6)$



Semana del 14 al 18 de Septiembre de 2020

Día 1

División de un segmento en una razón dada I

- 1)  $(-3,5), (2,-6), r = 2$                       2)  $(4,6), (-1,5), r = 1/4$   
3)  $(4,-3), (4,-1), r = 2/3$                       4)  $(-1,4), (1,-3), r = 5/4$

Día 2

División de un segmento en una razón dada II

- 1)  $(2,-4), (-1,-5), r = 5/3$                       2)  $(-1,3), (2,-7), r = 7/3$   
3)  $(5,-4), (-1,6), r = 8/3$                       4)  $(-5,-2), (2,-4), r = 7/9$

Día 3

División de un segmento en una razón dada III

- 1)  $(4,-1), (6,-1), r = 3/5$                       2)  $(4,-4), (1,-5), r = 5/3$   
3)  $(-5,2), (2,-1), r = 11/3$                       4)  $(8,-3), (6,2), r = 2/11$

Día 4

División de un segmento en una razón dada. Aplicaciones I

Divide el segmento en tres partes iguales  $(-3, 2), (5, -1)$

Día 5

División de un segmento en una razón dada. Aplicaciones II

Localiza el punto que se encuentra dos veces más cerca de A que de B  $A(-5, 3), B(2, 4)$

Semana del 21 al 25 de Septiembre de 2020

Día 1

Punto medio

- |                     |                     |
|---------------------|---------------------|
| 1) $(-3,5), (2,-6)$ | 2) $(4,6), (-1,5)$  |
| 3) $(4,-3), (4,-1)$ | 4) $(-1,4), (1,-3)$ |

Día 2

Punto medio

- |                     |                      |
|---------------------|----------------------|
| 1) $(4,9), (-1,6)$  | 2) $(3,-2), (-4,-5)$ |
| 3) $(5,-4), (-3,0)$ | 4) $(-1,-2), (2,-4)$ |

Día 3

Punto medio. Aplicaciones I

Calcula el perímetro del triángulo que une los puntos medios de  $(-4, -2)$ ,  $(8, -5)$ ,  $(-1, 3)$

Día 4

Ejercicios variados

Día 5

Ejercicios variados

Semana del 28 de Septiembre al 2 de Octubre de 2020

Día 1

Ejercicios variados

Día 2

Ejercicios variados

Día 3

Ejercicios variados

Día 4

Ejercicios variados

Día 5

Ejercicios variados

## Métodos de investigación

### Semana 1

Investigar concepto de investigación y su relación con la ciencia

Investigar el desarrollo científico durante los siglos IX Y XX

### Semana 2

Buscar en 3 fuentes de información datos acerca del tema que le interese investigar

Investigar tipos de conocimiento y su origen en la historia de la humanidad

### Semana 3

Investigar en qué consiste el desarrollo científico y cómo ha sido su importancia en el desarrollo humano

Hacer un ensayo acerca de un artículo científico de cualquier fuente, en el que explique el impacto de esta en el ser humano

Investigar la biografía de Mario Bunge

### Semana 4

Hacer una breve reseña de cómo era la ciencia en la época de los griegos y cuáles fueron sus aportaciones a la civilización occidental

Investigar y exponer en clase las etapas del método científico

### Semana 5

Exponer un ejemplo de experimento en donde se aplique el método científico explicando cada una de las etapas del método

## TECNICAS DE REPRESENTACIÓN GRÁFICA

### 3º SEMESTRE DE DISEÑO GRÁFICO


Se les dará una breve explicación de lo que se verá en la materia de TRG, cuáles son sus materiales para que sirvan y como se usan.

Después empezaremos una semana de diagnóstico para ver en se atrasaron, o que les falla para poder reforzar ese trazo de dibujo. Repasaremos la soltura de su mano como una caligrafía, un punto de fuga y la expresión de ellos con temas libres.

Material: block marquilla, hojas blancas, colores, acuarelas, acrílicos, plumones, pasteles, crayolas, oleo etc.

Día 1.

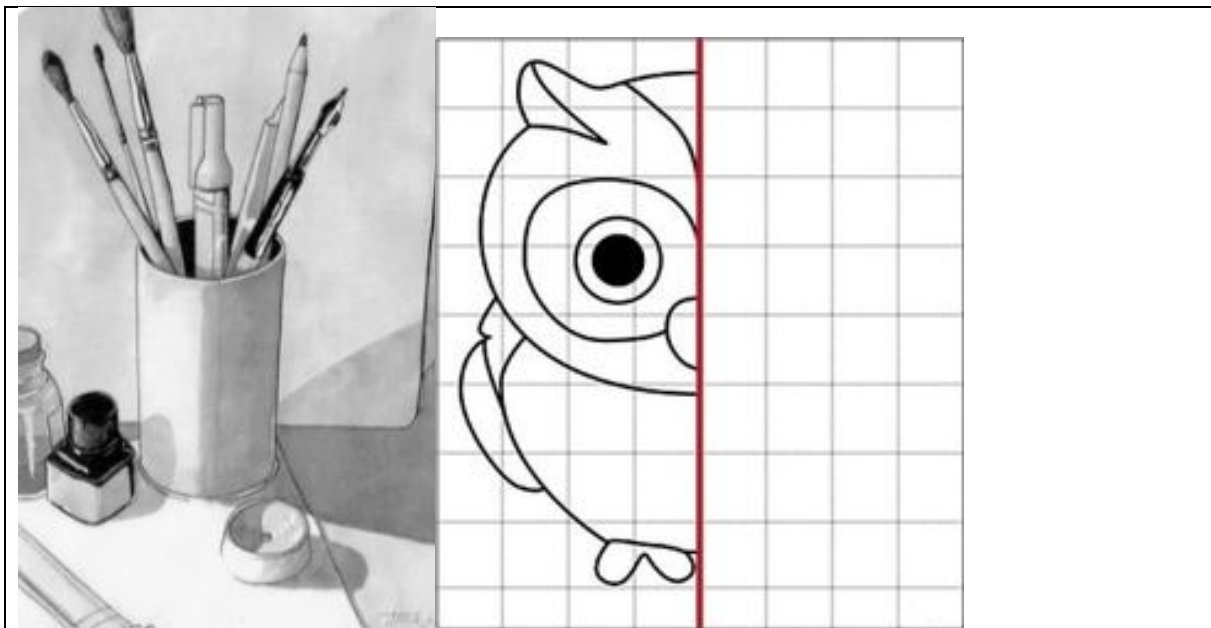
Se realizará un repaso general: los dibujos a mano alzada, caligrafía, figuras geométricas, círculos, frutas, líneas, plantas, flores y temas libres.






Día 2,3 y 4.


En esta semana realizaremos dibujos a lápiz y carboncillo como repaso en general y ver en qué fallan para poder hacer cambios y poder cambiar las técnicas. Y trazaremos imágenes a proporción. Material block blanco para dibujo.





Día 5, 6,7 y 8.

En esta siguiente semana se realizará un breve examen diagnóstico en esta materia, será un dibujo a lápiz súper detallado (todos harán el mismo dibujo y lo analizaremos el último día para poder decir en qué fallan al dibujar). A esto se le llama una Retroalimentación. Material  $\frac{1}{4}$  de ilustración (chafita).



Día 9, 10, 11 y 12.

Empezaremos a utilizar colores con temas como bodegones de frutas (estas muestran todas las combinaciones de los colores del más claro al más oscuro). Se les explicará el significado de los colores su psicología.








Día 13, 14,15 y 16.

Se comenzará esta semana con un cambio realizaremos una técnica mixta con colores y lápiz (esta técnica será con líneas muy pequeñas)





@LittleSamsArt

Día 17, 18,19 y 20.


Empezaremos con las acuarelas, primero aprenderemos cómo utilizarlas, cómo degradarlas, cuánta agua poner que material se necesita. Papel algodónado, pinceles de natural, líquido pegamento para acuarela rodinn, estilógrafos desechables, cinta para enmascarrillar.



Masking Liquido 15  
Ml. Rodin









Día 21,22.


Como parte de esta semana comenzaremos a utilizar técnicas mixtas con la acuarela puede ser color o algún plumón.





Día 23 y 24.

Como parte de esta semana comenzaremos a utilizar técnicas mixtas con la acuarela puede ser color o algún plumón.





Por último, cada semana se recopilarán todos los trabajos para su calificación de cada mes y al final del semestre se realizará su portafolio profesional para poder pasar la materia.

Para cualquier duda mandar un correo al mail: [elizabethmdg@icloud.com](mailto:elizabethmdg@icloud.com) o comunicarse por whats.

---

**DIA 1**

Presentación.

Tema. Recopilación de materiales

Conectarse en la hora de clase con ID 675-510-6581 por zoom y detallaremos los ejercicios.

**DIA 2**

Tema: Formas de expresión. ¿De qué sirve expresarme? (toma de apunte y valoraciones).

Conectarse en la hora de clase con ID 675-510-6581 por zoom y detallaremos los ejercicios.

**DIA 3**

Tema: Antropometría (Toma de apunte y valoraciones) Tarea, mis medidas y proporciones.

Conectarse en la hora de clase con ID 675-510-6581 por zoom y detallaremos los ejercicios.

**DIA 4**

Tema: Las letras: rotulación a lápiz. (Toma de apunte y valoraciones).

Conectarse en la hora de clase con ID 675-510-6581 por zoom y detallaremos los ejercicios.

**DIA 5**

Tema: Arte conceptual, o dadaísmo (arte no visible aplicado a un diseño de letra)

Conectarse en la hora de clase con ID 675-510-6581 por zoom y detallaremos los ejercicios.

**DIA 6**

Tema: Diferencias entre el diseño escolar y la vida profesional (Toma de apunte y valoraciones).

Conectarse en la hora de clase con ID 675-510-6581 por zoom y detallaremos los ejercicios.

#### DIA 7

Tema: Resolución en equipo de diferentes problemáticas (teléfono descompuesto entre otros)  
Conectarse en la hora de clase con ID 675-510-6581 por zoom y detallaremos los ejercicios.

#### DIA 8

Tema: Lo describo, lo dibujas (ejercicios prácticos en hojas blancas).  
Conectarse en la hora de clase con ID 675-510-6581 por zoom y detallaremos los ejercicios.

#### DIA 9

Tema: Introducción e instrumentos (Toma de apunte y valoraciones).  
Conectarse en la hora de clase con ID 675-510-6581 por zoom y detallaremos los ejercicios.

#### DIA 10

Tema: Normalización (Toma de apunte y valoraciones). **Tarea** Composición propia  
Conectarse en la hora de clase con ID 675-510-6581 por zoom y detallaremos los ejercicios.

#### DIA 11

Tema: Tipografía y diseño gráfico (Toma de apunte y valoraciones).  
Conectarse en la hora de clase con ID 675-510-6581 por zoom y detallaremos los ejercicios.

#### DIA 12

Tema: Normalización Lámina 1 interlineado (Toma de apunte y valoraciones). Revisión de tarea.  
Conectarse en la hora de clase con ID 675-510-6581 por zoom y detallaremos los ejercicios.

#### DIA 13

Tema: Historia y terminología (anatomía tipográfica) (Toma de apunte y valoraciones).  
Conectarse en la hora de clase con ID 675-510-6581 por zoom y detallaremos los ejercicios.



#### DIA 14

Tema: Terminología (cuerpo y caja) (Toma de apunte y valoraciones). Práctica 2 Desarrollar un cuerpo tipográfico con materiales caseros.

Conectarse en la hora de clase con ID 675-510-6581 por zoom y detallaremos los ejercicios.

#### DIA 15

Tema: Terminología (Proporción) (Toma de apunte y valoraciones).

Conectarse en la hora de clase con ID 675-510-6581 por zoom y detallaremos los ejercicios.

#### DIA 16

Tema: Terminología (tono, inclinación) (Toma de apunte y valoraciones).

Conectarse en la hora de clase con ID 675-510-6581 por zoom y detallaremos los ejercicios.

#### DIA 17

Tema: Fuente y estilo (Toma de apunte y valoraciones). **Tarea** crear una letra Mayúscula y minúscula.

Conectarse en la hora de clase con ID 675-510-6581 por zoom y detallaremos los ejercicios.

#### DIA 18

Tema: Lámina 3 en marquilla o fabriano desarrollar un alfabeto.

Conectarse en la hora de clase con ID 675-510-6581 por zoom y detallaremos los ejercicios.

#### DIA 19

Tema: Color en la tipografía (Toma de apunte y valoraciones). **Tarea** traer material de dibujo, acuarelas.

Conectarse en la hora de clase con ID 675-510-6581 por zoom y detallaremos los ejercicios.

#### DIA 20

Tema: Fuentes y estilos (Toma de apunte y valoraciones).

Conectarse en la hora de clase con ID 675-510-6581 por zoom y detallaremos los ejercicios.